

Family Turkey Project


Dear Kindergarten Family:

We need your help! Attached to this letter you will find a turkey. Help this turkey make it safely past Thanksgiving this year by disguising him as a part of your family. Turkeys that have made it through past years have been dressed like ballerinas, hula dancers, football players, Elvis, and many other family resemblances. Think of something that is unique to your family (hobbies, jobs, sports, etc.) and dress your turkey.

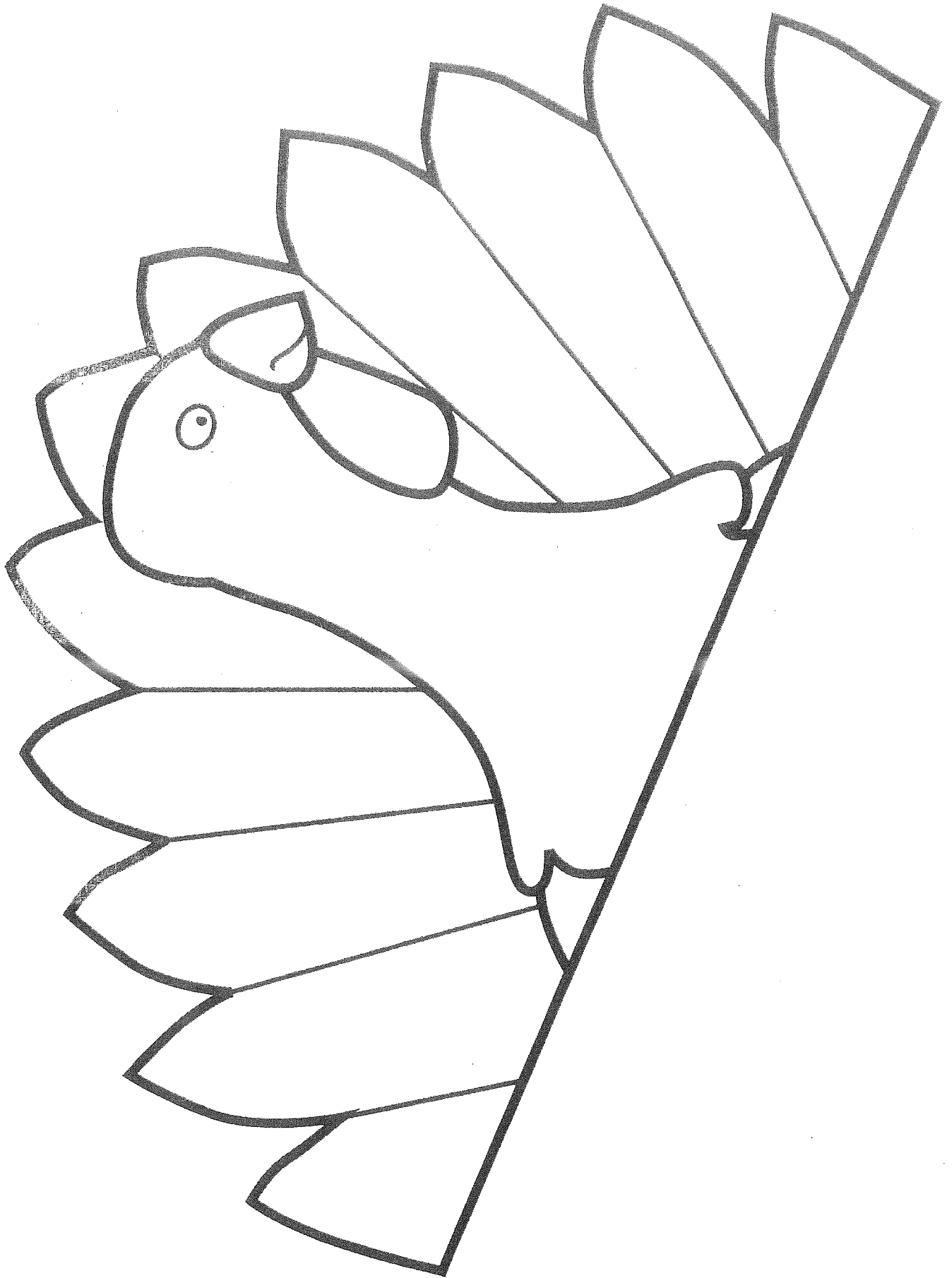
Please have fun and be creative! You may use any medium you can think of to decorate. Family turkeys in the past have been decorated with crayons, macaroni, craft feathers, tissue paper, dried beans, rice, clothes and shoes cut from newspaper ads, ribbons, etc.


Please follow these directions when disguising your turkey:

1. Cut out the turkey.
2. Glue the turkey together on the tabs.
3. Decide how you will disguise your turkey and have fun!
4. Return to school by: November 17th



Thank you for your support!





glue top half here